

DIVA

HANDLOOM KNOTTED WOOL





DIVA RUG

in Honey



Honey

Stock Sizes (cm)

160 X 230 / 200 X 290 / 250 X 350 / 300 X 400 / 250 dia

Construction Handloom Knotted

Composition NZ wool mix

Custom Options Available

Pile Type Cut pile

Thickness Approx 15 mm

Finish No Carving

Edge Finish Overlocked on longer sides, fringe edge on shorter sides

Use Purpose Indoor

Suitability Residential

[VIEW PRICING](#)


[Log in or Request a Trade Account](#)





DIVA RUG

in Lillypad



Lillypad

Stock Sizes (cm)

160 X 230 / 200 X 290 / 250 X 350 / 300 X 400 / 250 dia

Construction Handloom Knotted

Composition NZ wool mix

Custom Options Available

Pile Type Cut pile

Thickness Approx 15 mm

Finish No Carving

Edge Finish Overlocked on longer sides, fringe edge on shorter sides

Use Purpose Indoor

Suitability Residential

[VIEW PRICING](#)

[Log in](#) or [Request a Trade Account](#)





DIVA RUG

in Moonstone



Moonstone

Stock Sizes (cm)

160 X 230 / 200 X 290 / 250 X 350 / 300 X 400 / 250 dia

Construction Handloom Knotted

Composition NZ wool mix

Custom Options Available

Pile Type Cut pile

Thickness Approx 15 mm

Finish No Carving

Edge Finish Overlocked on longer sides, fringe edge on shorter sides

Use Purpose Indoor

Suitability Residential

[VIEW PRICING](#)

[Log in or Request a Trade Account](#)



DIVA RUG

in Ochre



Ochre

Stock Sizes (cm)

160 X 230 / 200 X 290 / 250 X 350 / 300 X 400 / 250 dia

Construction Handloom Knotted

Composition NZ wool mix

Custom Options Available

Pile Type Cut pile

Thickness Approx 15 mm

Finish No Carving

Edge Finish Overlocked on longer sides, fringe edge on shorter sides

Use Purpose Indoor

Suitability Residential

[VIEW PRICING](#)


[Log in or Request a Trade Account](#)





DIVA RUG

in Odyssey



Odyssey

Stock Sizes (cm)

160 X 230 / 200 X 290 / 250 X 350 / 300 X 400 / 250 dia

Construction Handloom Knotted

Composition NZ wool mix

Custom Options Available

Pile Type Cut pile

Thickness Approx 15 mm

Finish No Carving

Edge Finish Overlocked on longer sides, fringe edge on shorter sides

Use Purpose Indoor

Suitability Residential

[VIEW PRICING](#)


[Log in or Request a Trade Account](#)





DIVA RUG

in Rosetta



Rosetta

Stock Sizes (cm)

160 X 230 / 200 X 290 / 250 X 350 / 300 X 400 / 250 dia

Construction Handloom Knotted

Composition NZ wool mix

Custom Options Available

Pile Type Cut pile

Thickness Approx 15 mm

Finish No Carving

Edge Finish Overlocked on longer sides, fringe edge on shorter sides

Use Purpose Indoor

Suitability Residential

[VIEW PRICING](#)

[Log in or Request a Trade Account](#)





DIVA RUG

in Shadow



Shadow

Stock Sizes (cm)

160 X 230 / 200 X 290 / 250 X 350 / 300 X 400 / 250 dia

Construction Handloom Knotted

Composition NZ wool mix

Custom Options Available

Pile Type Cut pile

Thickness Approx 15 mm

Finish No Carving

Edge Finish Overlocked on longer sides, fringe edge on shorter sides

Use Purpose Indoor

Suitability Residential

[VIEW PRICING](#)

[Log in or Request a Trade Account](#)



DIVA RUG

in Sky Blue



Sky Blue

Stock Sizes (cm)

160 X 230 / 200 X 290 / 250 X 350 / 300 X 400 / 250 dia

Construction Handloom Knotted

Composition NZ wool mix

Custom Options Available

Pile Type Cut pile

Thickness Approx 15 mm

Finish No Carving

Edge Finish Overlocked on longer sides, fringe edge on shorter sides

Use Purpose Indoor

Suitability Residential

[VIEW PRICING](#)

[Log in or Request a Trade Account](#)





Honey



Lillypad



Moonstone



Ochre



Odyssey



Rosetta



Shadow



Sky Blue

CUT PILE RUG CARE

IMPORTANT

Vacuum regularly. Clean spills immediately. Never rub a spill, instead blot any liquids with a dry absorbent white cloth or paper towel. Some stains may be cleaned with a mild clear detergent and lukewarm water. If the stain cannot be removed, seek specialist advice. Do not machine wash.

MANUFACTURING VARIATIONS

All rugs are made by hand which means there is a slight chance that variations in size and colour can occur. Up to 5% variation in size and colour is considered acceptable. Variations in pile height and total thickness of 1-2 mm are considered acceptable.

PRODUCT CHARACTERISTICS

SHEDDING

Often new rugs begin to produce fluff as a result of loose fibres that remain in the rug after the manufacturing process. Vacuum regularly and this will reduce over time.

SPROUTING

Occasionally loose yarn ends will rise above the pile surface. This is a characteristic of this particular weave. Strands can be safely trimmed to the surface when this occurs with a pair of sharp scissors.

SHADING

All cut pile rugs are susceptible to exhibit characteristics of shading over time. This is the result of the reversal of pile direction during use causing areas of the rug to appear to have changed colour. This effect is not a manufacturing fault nor can it be prevented.

GET IN TOUCH

SHOWROOM LOCATIONS

MELBOURNE

(03) 9421 5133

935 High Street
Armadale VIC
Australia 3143

SYDNEY

(02) 8338 0107

62-66 Mentmore Ave
Rosebery NSW
Australia 2018

HEAD OFFICE

(03) 8555 3584

4/80 Fairbank Road
Clayton South VIC
Australia 3169

EMAIL

sales@therugcollection.com.au